

NAME: _____

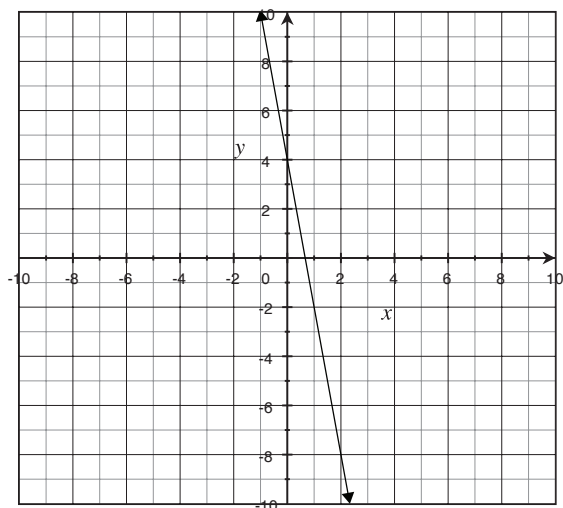
UNIT 3 • LINEAR AND EXPONENTIAL FUNCTIONS

Lesson 6: Building Functions

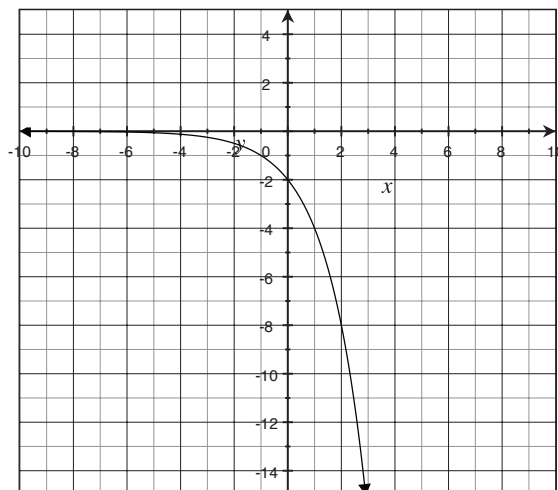
Practice 3.6.2: Constructing Functions from Graphs and Tables

Determine a linear or exponential equation that represents the relationship between x and y in each graph or table that follows.

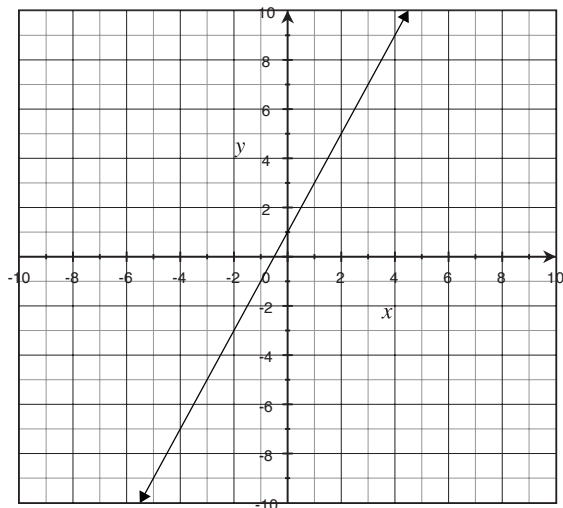
1.



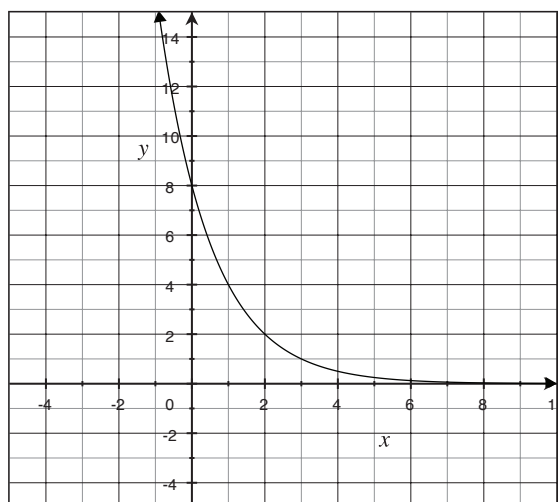
3.



2.



4.



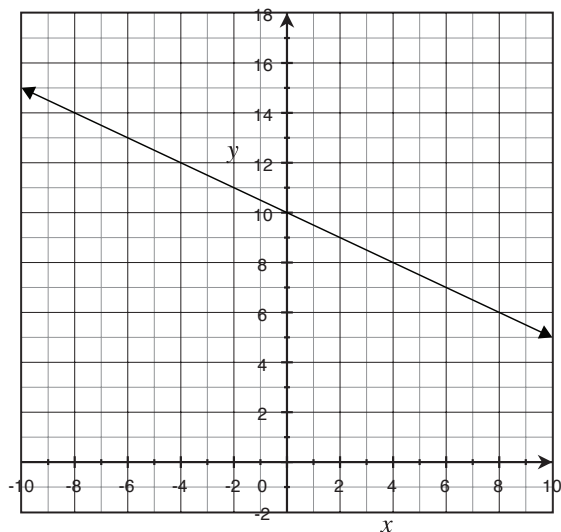
continued

NAME: _____

UNIT 3 • LINEAR AND EXPONENTIAL FUNCTIONS

Lesson 6: Building Functions

5.



6.

x	y
0	10
1	40
2	160
3	640
4	2560

9.

x	y
0	-2
1	-14
2	-98
3	-686
4	-4802

7.

x	y
0	16
2	13
3	11.5
5	8.5

10.

x	y
0	-7
1	-56
2	-448
3	-3584

8.

x	y
0	-12
1	-4
4	20
5	28