

NAME: _____

UNIT 3 • LINEAR AND EXPONENTIAL FUNCTIONS

Lesson 1: Graphs As Solution Sets and Function Notation

Practice 3.1.3: Domain and Range

Use what you know about functions, domain, and range to answer each question.

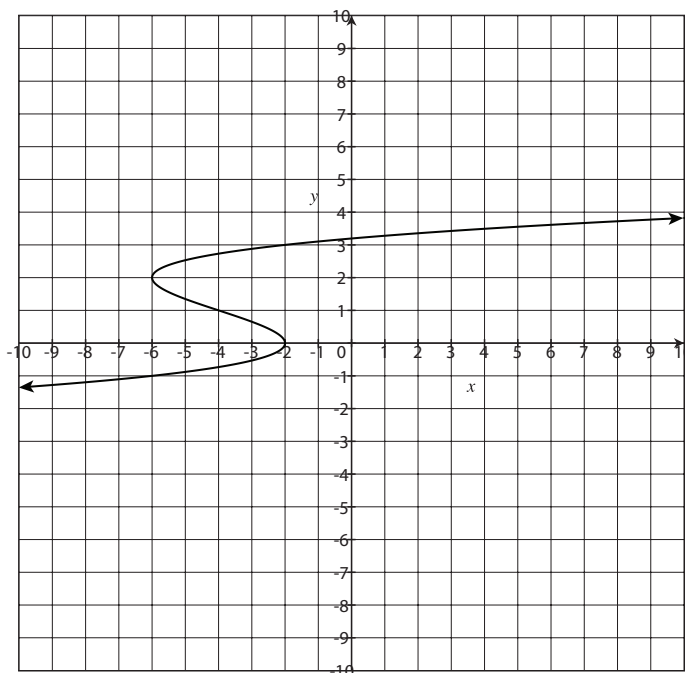
1. Could the table below represent a function? Why or why not?

x	y
1	7
2	6
3	5
4	4
5	3
6	2

2. Could the table below represent a function? Why or why not?

x	y
0	1
2	3
4	5
6	7
8	9
10	1

3. Could the graph below be a function? Why or why not?



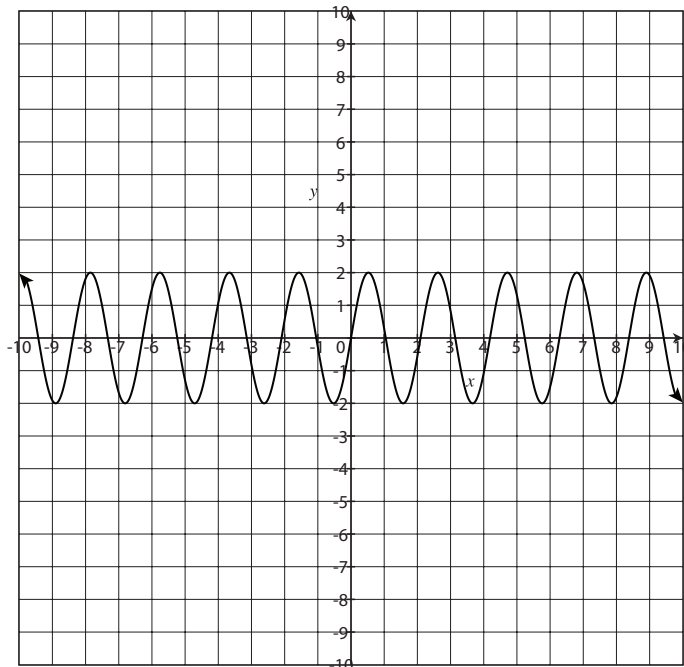
continued

NAME: _____

UNIT 3 • LINEAR AND EXPONENTIAL FUNCTIONS

Lesson 1: Graphs As Solution Sets and Function Notation

4. Could the graph below be a function? Why or why not?



5. Given the following set of points, is there a relation? If so, is the relation a function? Why or why not?

$\{(2, 4), (3, 6), (4, 8), (5, 10), (6, 12), (7, 14)\}$

6. Given the following set of points, is there a relation? If so, is the relation a function? Why or why not?

$\{(2, 2), (3, 3), (4, 4), (5, 5), (5, 6), (7, 7)\}$

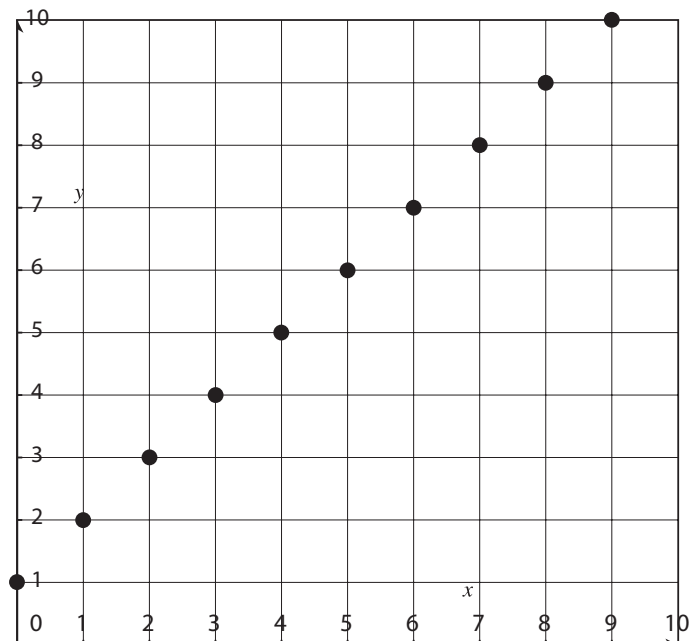
continued

NAME: _____

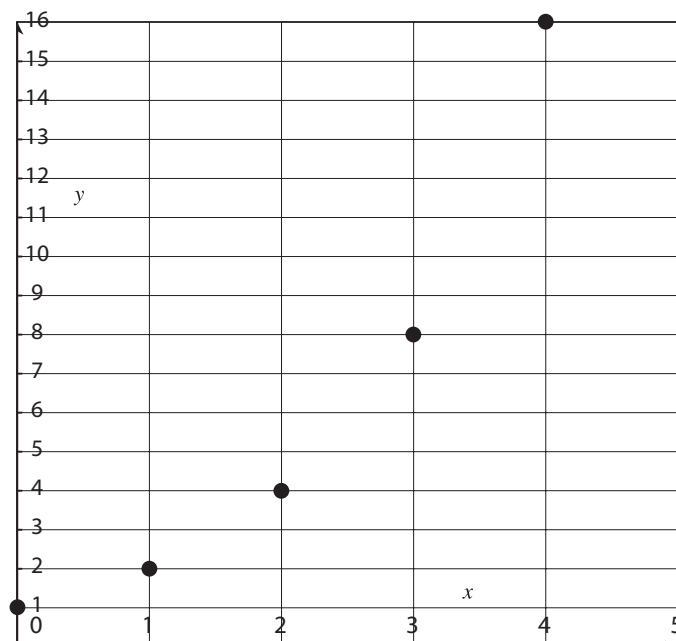
UNIT 3 • LINEAR AND EXPONENTIAL FUNCTIONS

Lesson 1: Graphs As Solution Sets and Function Notation

7. What are the domain and range of the function graphed below?



8. What are the domain and range of the function graphed below?



continued

NAME: _____

UNIT 3 • LINEAR AND EXPONENTIAL FUNCTIONS

Lesson 1: Graphs As Solution Sets and Function Notation

9. A candle burns at a rate of 1 inch per hour. The original height of the candle is 12 inches. The function of the candle burning can be represented by $f(x) = -x + 12$. Draw a graph of the function. What are the domain and range?

10. The distance a trucker travels on the highway at 65 mph can be modeled by the function $f(x) = 65x$, where x is the time in hours. What are the domain and range of the function?